KYDZMLB Software

Full Version Free Download

MLB-TOOL operating instructions

Before operating the software, please ensure that the main control chip of the key has been welded to the tool, the device has been powered on, and the device has been connected to the computer.

Open the software with administrator rights

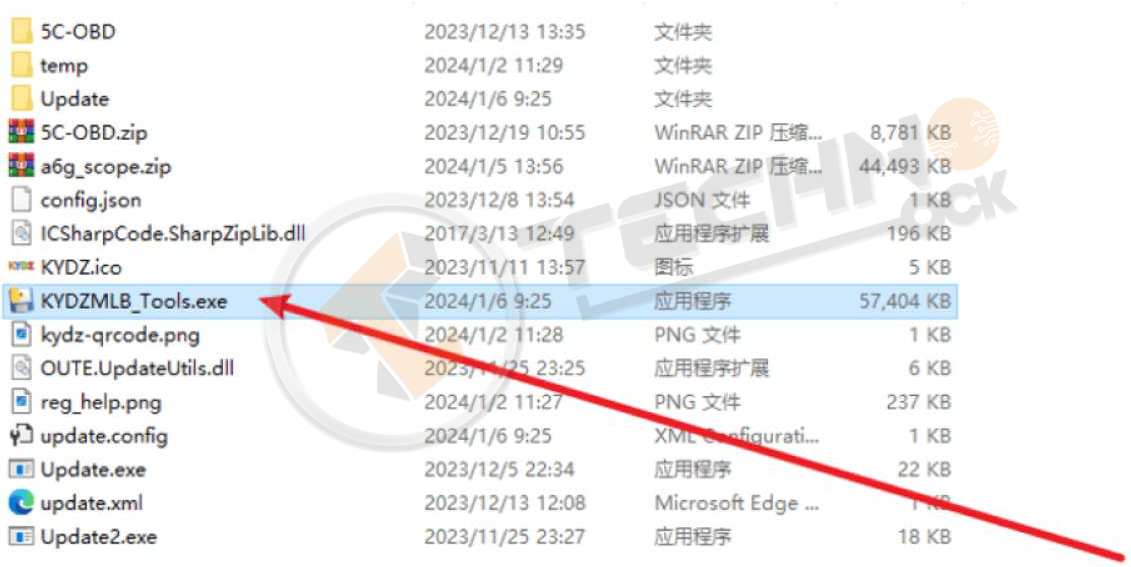

5C-OBD	2023/12/13 13:35	文件夹	
temp	2024/1/2 11:29	文件夹	
Update	2024/1/6 9:25	文件夹	
5C-OBD.zip	2023/12/19 10:55	WinRAR ZIP 压缩...	8,781 KB
a6g_scope.zip	2024/1/5 13:56	WinRAR ZIP 压缩...	44,493 KB
config.json	2023/12/8 13:54	JSON 文件	1 KB
ICSharpCode.SharpZipLib.dll	2017/3/13 12:49	应用程序扩展	196 KB
KYDZ.ico	2023/11/11 13:57	图标	5 KB
KYDZMLB_Tools.exe	2024/1/6 9:25	应用程序	57,404 KB
kydz-qrcode.png	2024/1/2 11:28	PNG 文件	1 KB
OUTE.UpdateUtils.dll	2023/[illegible]25 23:25	应用程序扩展	6 KB
reg_help.png	2024/1/2 11:27	PNG 文件	237 KB
update.config	2024/1/6 9:25	XML Configurati...	1 KB
Update.exe	2023/12/5 22:34	应用程序	22 KB
update.xml	2023/12/13 12:08	Microsoft Edge ...	[illegible]
Update2.exe	2023/11/25 23:27	应用程序	18 KB

A prompt box will appear, click Agree

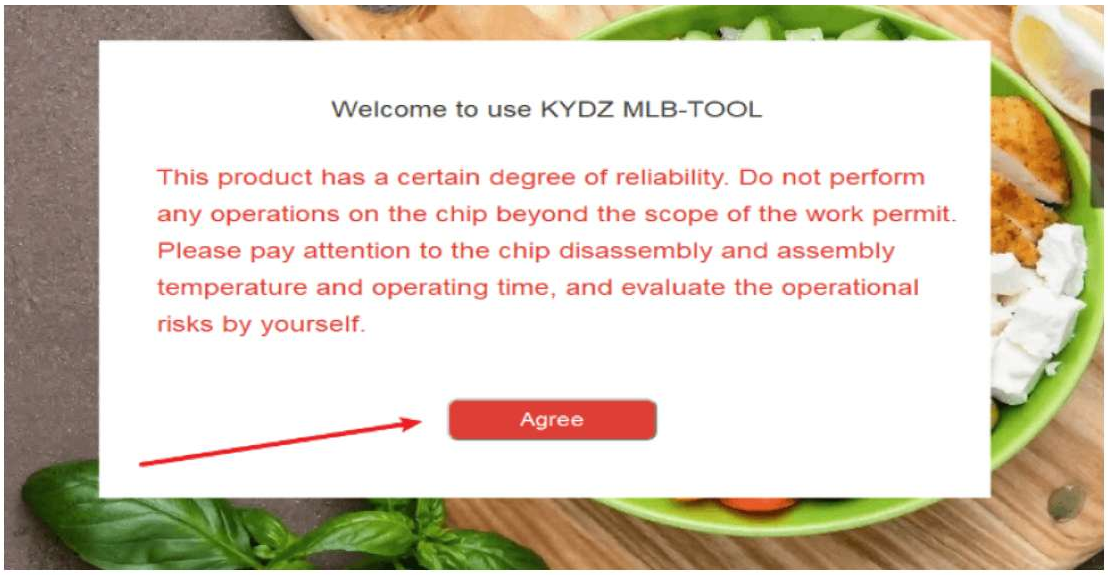

Welcome to use KYDZ MLB-TOOL

This product has a certain degree of reliability. Do not perform any operations on the chip beyond the scope of the work permit. Please pay attention to the chip disassembly and assembly temperature and operating time, and evaluate the operational risks by yourself.

Click to start calculation

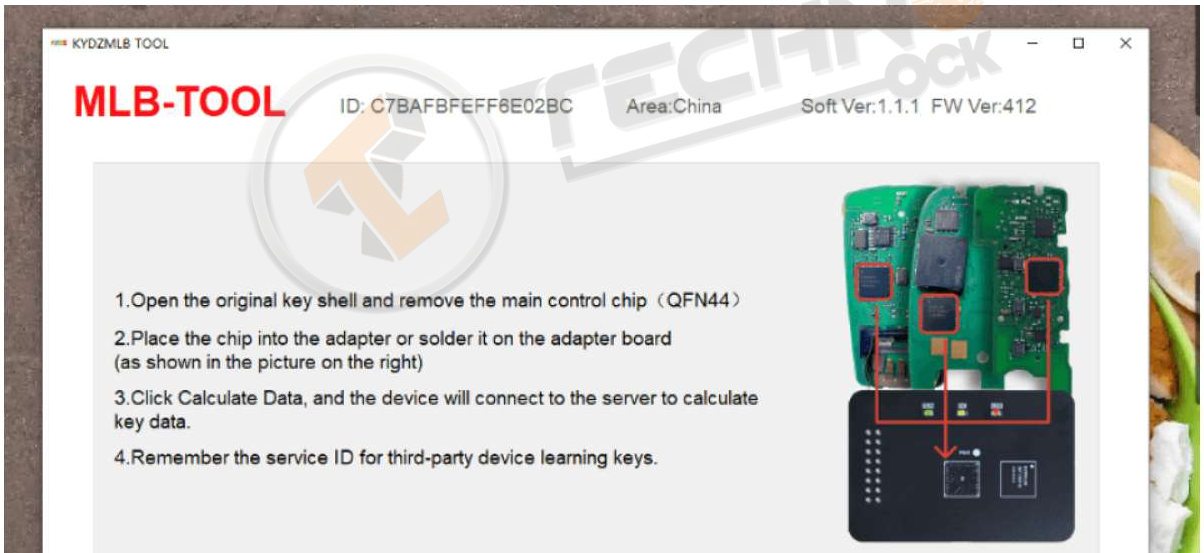

KYDZMLB TOOL
MLB-TOOL

ID: C7BAFBFEFF6E02BC Area:China Soft Ver:1.1.1 FW Ver:412

1.Open the original key shell and remove the main control chip（QFN44）

2.Place the chip into the adapter or solder it on the adapter board
(as shown in the picture on the right)

3.Click Calculate Data, and the device will connect to the server to calculate key data.

4.Remember the service ID for third-party device learning keys.

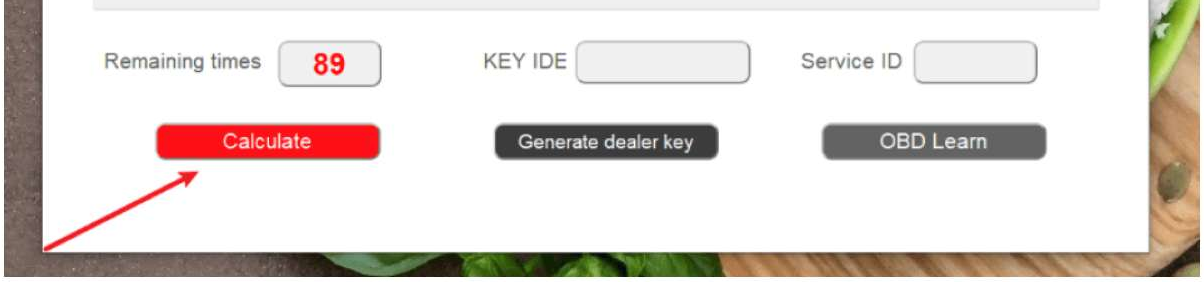

Remaining times 89

KEY IDE

Service ID

Calculate
Generate dealer key
OBD Learn

There will be a prompt box asking you to confirm that the chip has returned to room temperature. After the chip has returned to room temperature, click OK.

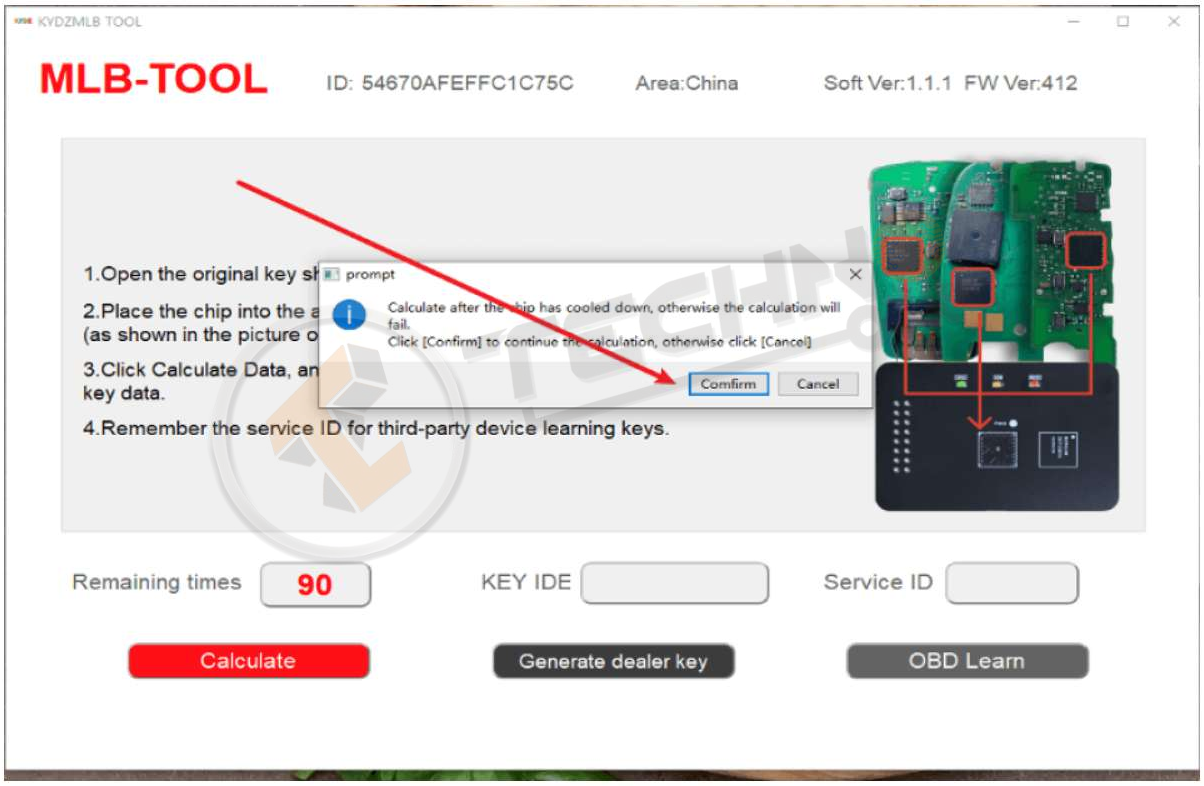

KYDZMLB TOOL

MLB-TOOL

ID: 54670AFEFFC1C75C Area:China Soft Ver:1.1.1 FW Ver:412

prompt

Calculate after the chip has cooled down, otherwise the calculation will fail.
Click [Confirm] to continue the calculation, otherwise click [Cancel]

Remaining times 90

KEY IDE

Service ID

Confirm
Cancel
Calculate
Generate dealer key
OBD Learn

After clicking Start, there will be corresponding prompts here. Data collection， This process takes 4 minutes， If an error occurs immediately, please check whether the chip welding is reliable Data collection is completed and data compression begins， This process takes 1 minutes， Start uploading data to the server， The time required for this process is related to the network speed, ranging from 30 seconds to 10 minutes. The calculation is in progress. The whole process takes 4 minutes. Please wait patiently.If a network error occurs during this process, please wait for 4-6 minutes and click the Calculate button.If the service number does not appear, an error occurs. Please recalculate.

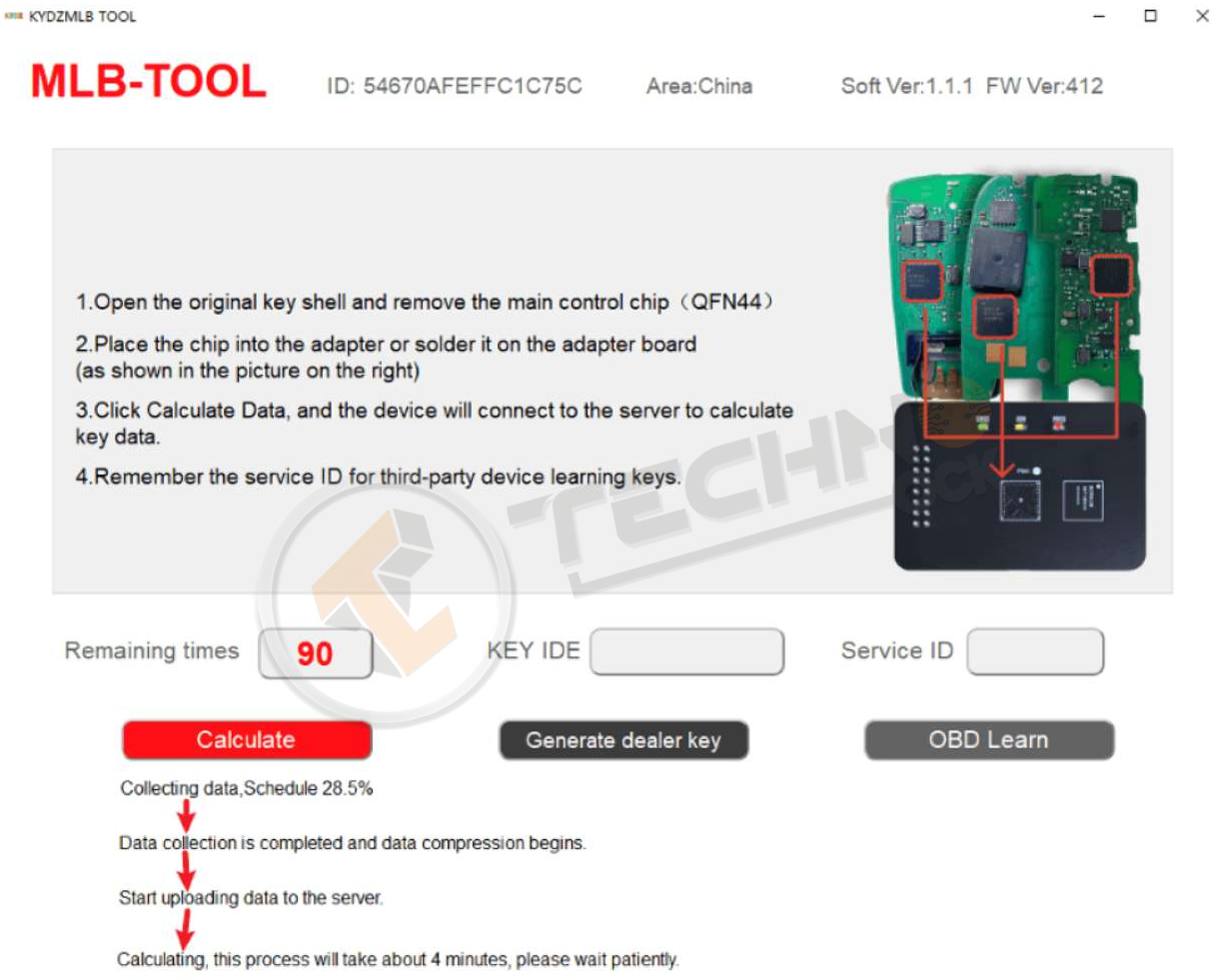

KYDZMLB TOOL

MLB-TOOL

ID: 54670AFEFFC1C75C Area:China Soft Ver:1.1.1 FW Ver:412

1.Open the original key shell and remove the main control chip（QFN44）

2.Place the chip into the adapter or solder it on the adapter board
(as shown in the picture on the right)

3.Click Calculate Data, and the device will connect to the server to calculate key data.

4.Remember the service ID for third-party device learning keys.

Remaining times 90

KEY IDE

Service ID

Calculate
Generate dealer key
OBD Learn

Collecting data,Schedule 28.5%

Data collection is completed and data compression begins.

Start uploading data to the server.

Calculating, this process will take about 4 minutes, please wait patiently.

The prompt is complete and you can start the next step

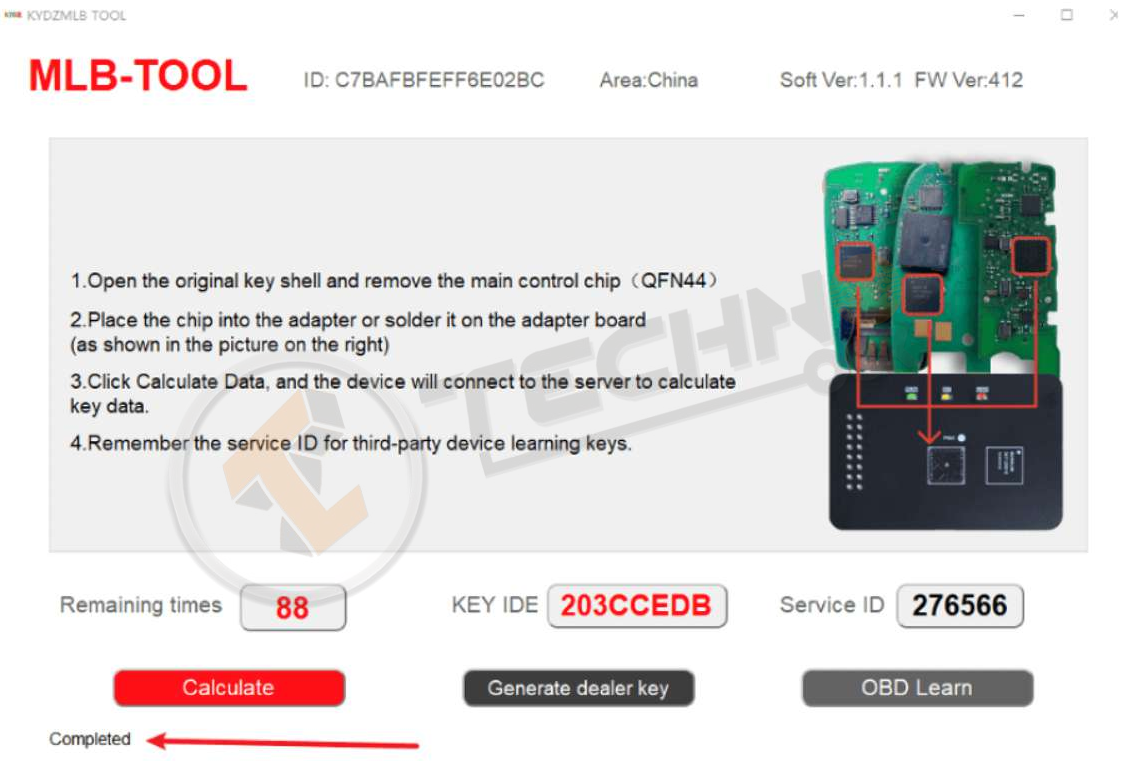
KYDZMLB TOOL
Calculate
Generate dealer key
OBD Learn

MLB-TOOL ID: C7BAFBFEFF6E02BC Area:China Soft Ver:1.1.1 FW Ver:412

1.Open the original key shell and remove the main control chip（QFN44）

2.Place the chip into the adapter or solder it on the adapter board
(as shown in the picture on the right)

3.Click Calculate Data, and the device will connect to the server to calculate key data.

4.Remember the service ID for third-party device learning keys.

Remaining times 88 KEY IDE 203CCEDB Service ID 276566

Completed

To remember the service ID, click Generate Dealer Key. This service number is very important. If all the keys to this car are lost in the future, you can also use this service number to generate a dealer key and learn the key.

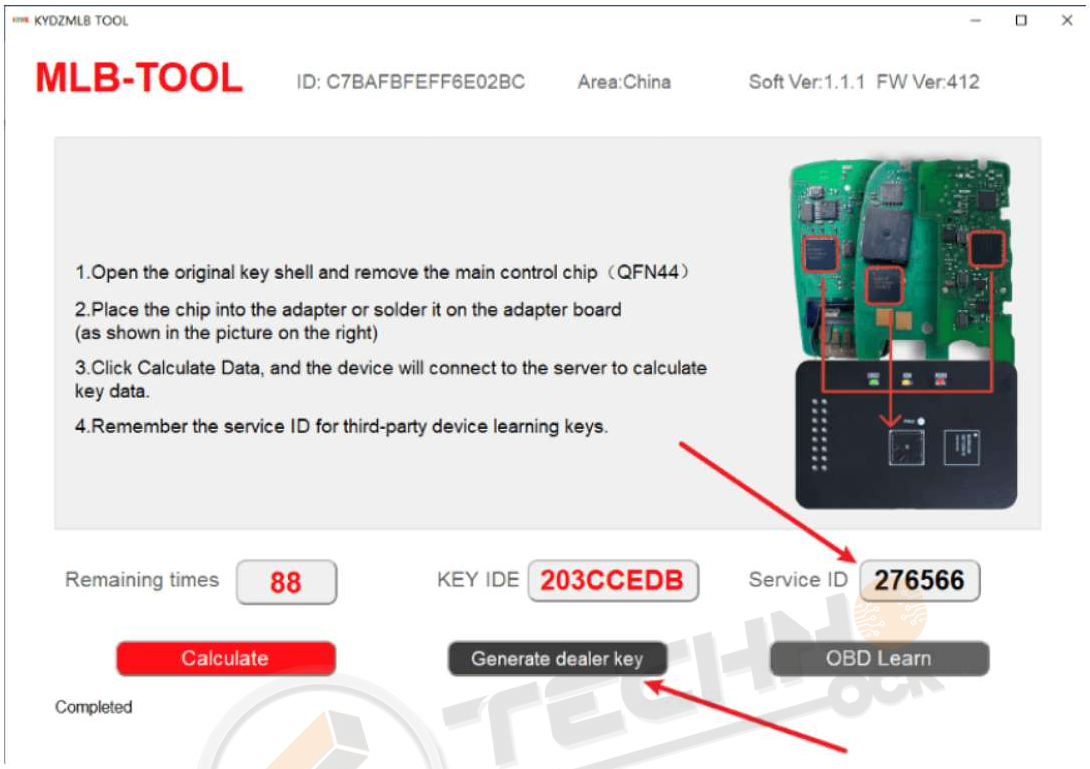
KYDZMLB TOOL
Calculate
Generate dealer key
OBD Learn

MLB-TOOL ID: C7BAFBFEFF6E02BC Area:China Soft Ver:1.1.1 FW Ver:412

1.Open the original key shell and remove the main control chip（QFN44）

2.Place the chip into the adapter or solder it on the adapter board
(as shown in the picture on the right)

3.Click Calculate Data, and the device will connect to the server to calculate key data.

4.Remember the service ID for third-party device learning keys.

Remaining times 88 KEY IDE 203CCEDB Service ID 276566

Completed

Click to generate dealer key, then there will be a prompt box, click start

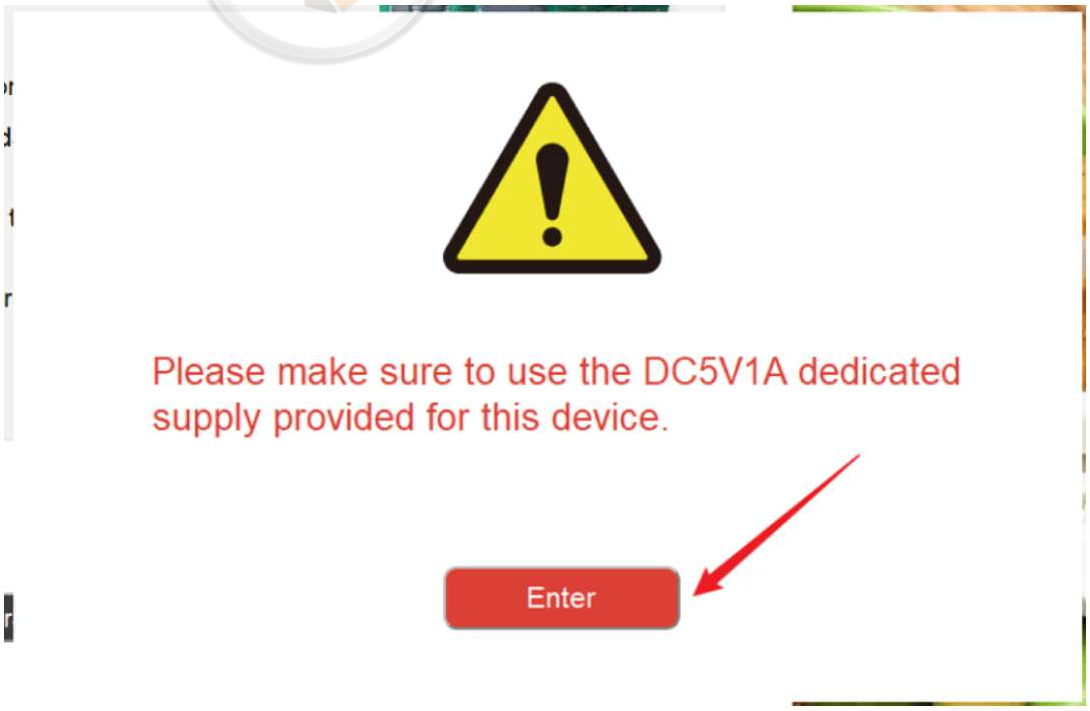

Please make sure to use the DC5V1A dedicated supply provided for this device.

Then you will enter this interface

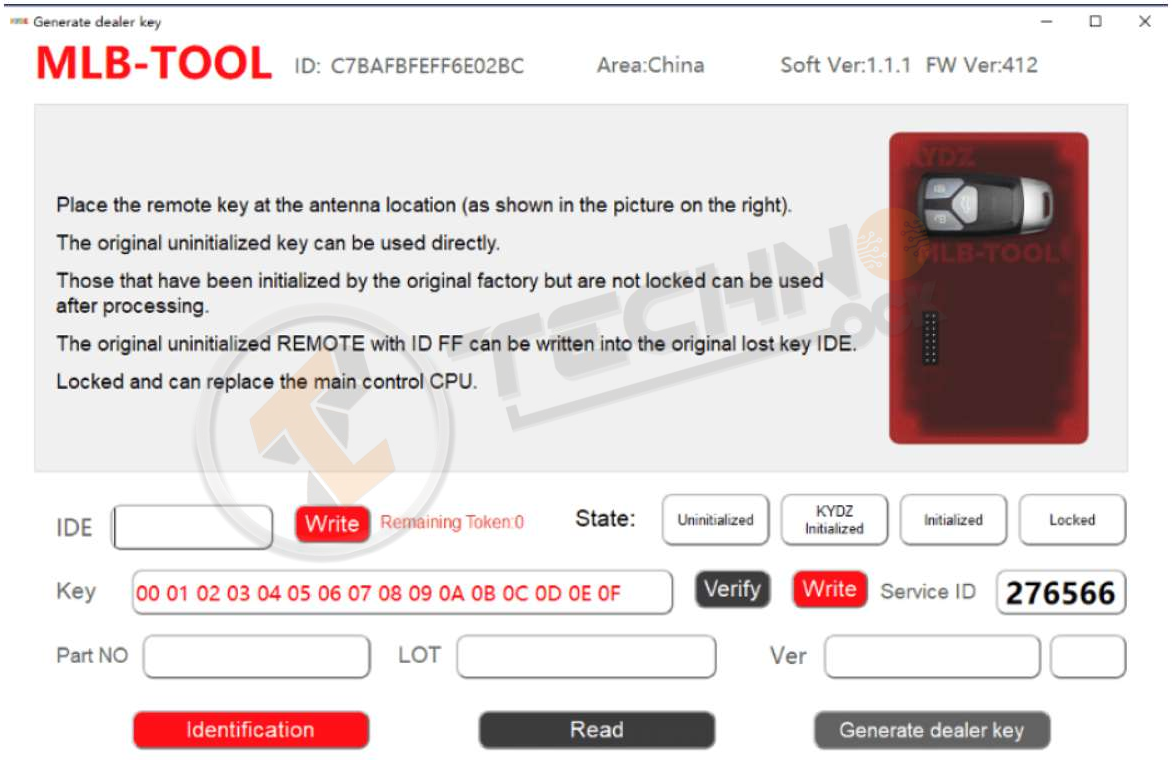
Generate dealer key

MLB-TOOL ID: C7BAFBFEFF6E02BC Area:China Soft Ver:1.1.1 FW Ver:412

Place the remote key at the antenna location (as shown in the picture on the right).

The original uninitialized key can be used directly.

Those that have been initialized by the original factory but are not locked can be used after processing.

The original uninitialized REMOTE with ID FF can be written into the original lost key IDE.

Locked and can replace the main control CPU.

IDE

Remaining Token:0

State:

Key: 00 01 02 03 04 05 06 07 08 09 0A 0B 0C 0D 0E 0F

Service ID: 276566

Part NO

LOT

Ver

Write
Uninitialized
KYDZ Initialized
Initialized
Locked
Verify
Write
Identification
Read
Generate dealer key
KYDZ
MLB-TOOL

Here you need to put the key in the coil position of the device.


KYDZ
MLB-TOOL

Click to identify

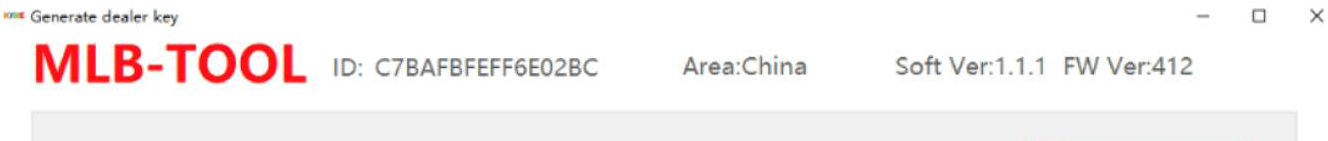
Generate dealer key

MLB-TOOL ID: C7BAFBFEFF6E02BC Area:China Soft Ver:1.1.1 FW Ver:412

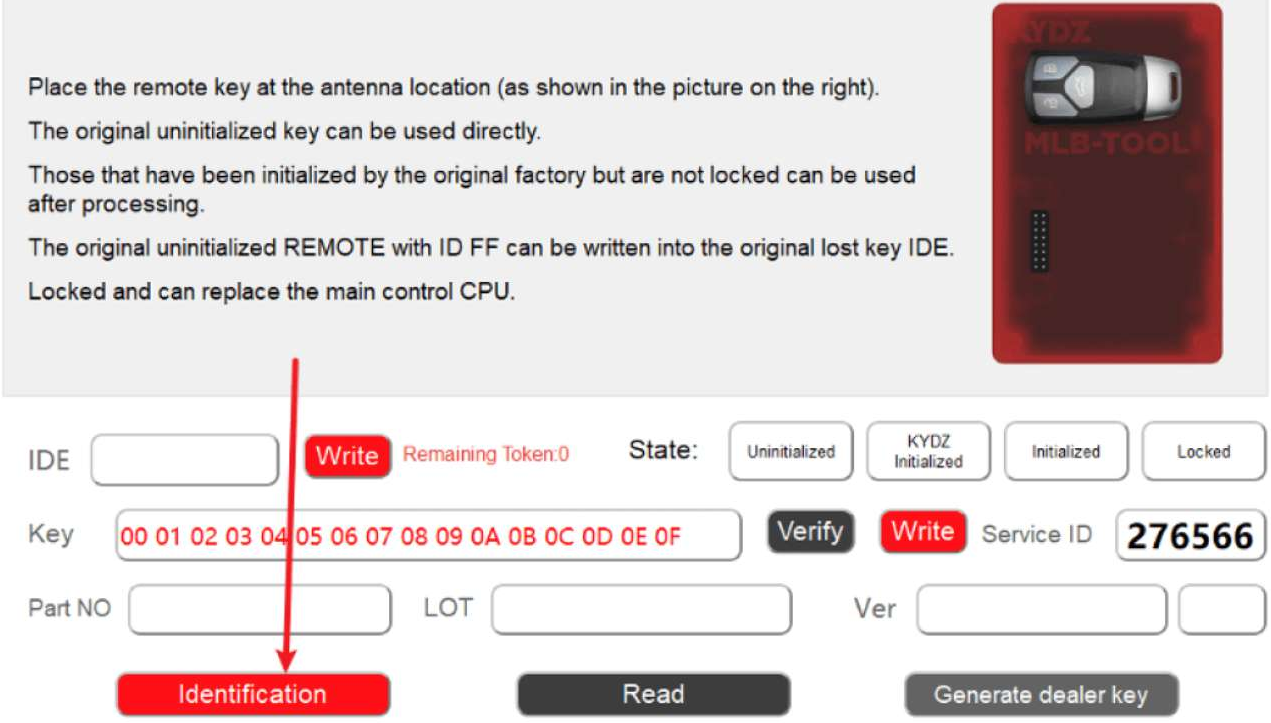

Place the remote key at the antenna location (as shown in the picture on the right).

The original uninitialized key can be used directly.

Those that have been initialized by the original factory but are not locked can be used after processing.

The original uninitialized REMOTE with ID FF can be written into the original lost key IDE.

Locked and can replace the main control CPU.

IDE:

Key: 00 01 02 03 04 05 06 07 08 09 0A 0B 0C 0D 0E 0F

Service ID: 276566

Part NO:

LOT:

Ver:

KYDZ
MLB-TOOL
Write
Remaining Token:0
State:
Uninitialized
KYDZ Initialized
Initialized
Locked
Verify
Write
Identification
Read
Generate dealer key

After identification, relevant information will come out. Here is the status information of the key. If the status is locked, it cannot be used. If it is in other status, it can be used.

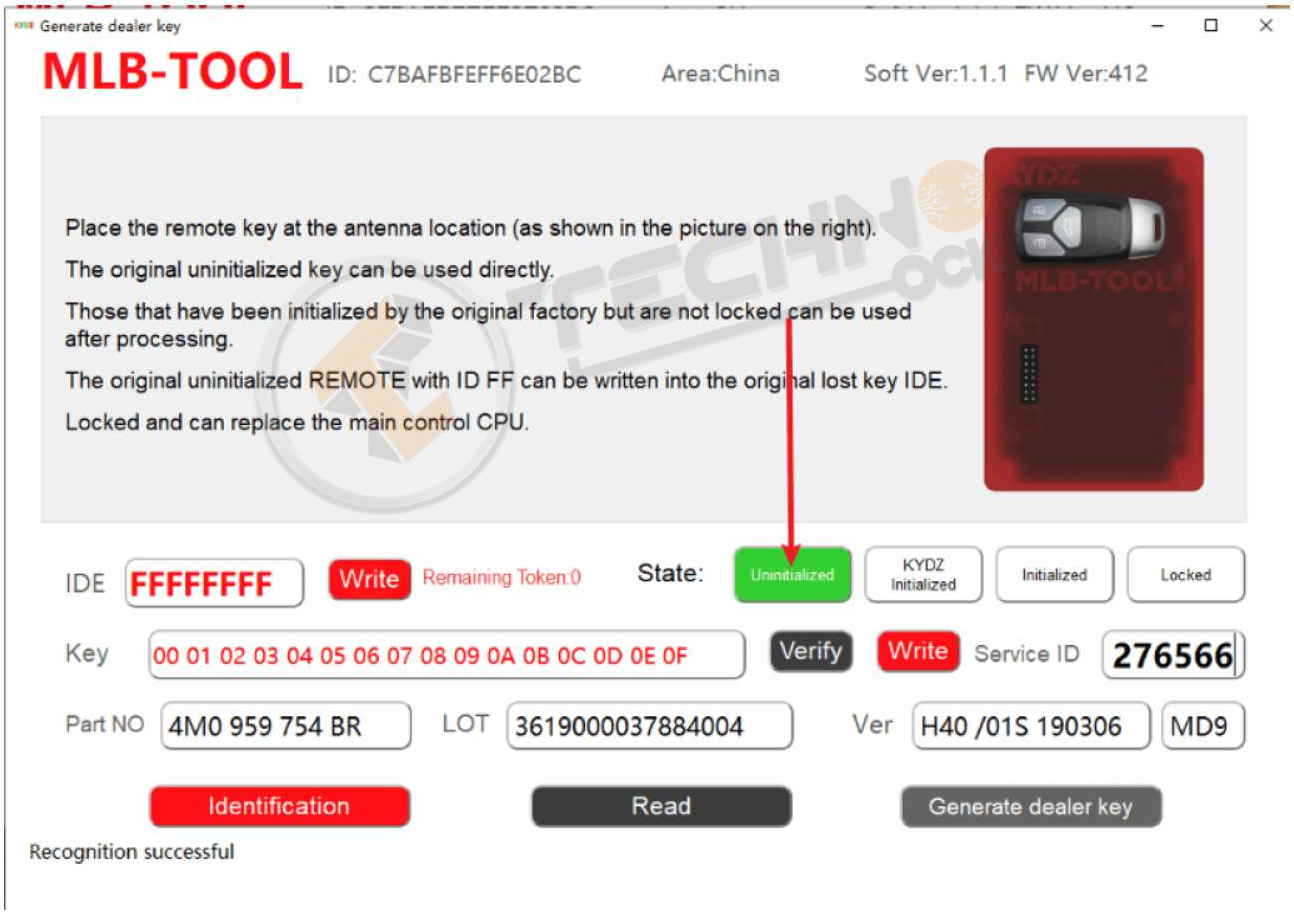

Generate dealer key

MLB-TOOL ID: C7BAFBFEFF6E02BC Area:China Soft Ver:1.1.1 FW Ver:412

Place the remote key at the antenna location (as shown in the picture on the right).

The original uninitialized key can be used directly.

Those that have been initialized by the original factory but are not locked can be used after processing.

The original uninitialized REMOTE with ID FF can be written into the original lost key IDE.

Locked and can replace the main control CPU.

IDE: FFFFFFFF

State: Uninitialized

Key: 00 01 02 03 04 05 06 07 08 09 0A 0B 0C 0D 0E 0F

Service ID: 276566

Part NO: 4M0 959 754 BR

LOT: 3619000037884004

Ver: H40 /01S 190306 MD9

Recognition successful

KYDZ
MLB-TOOL
Write
Remaining Token:0
State:
Uninitialized
KYDZ Initialized
Initialized
Locked
Verify
Write
Identification
Read
Generate dealer key

Status description
1 can be generated directly
2 can be generated directly, and will be given once for calculation after use.
3. Special personnel are required to handle the reset.
4 cannot be used

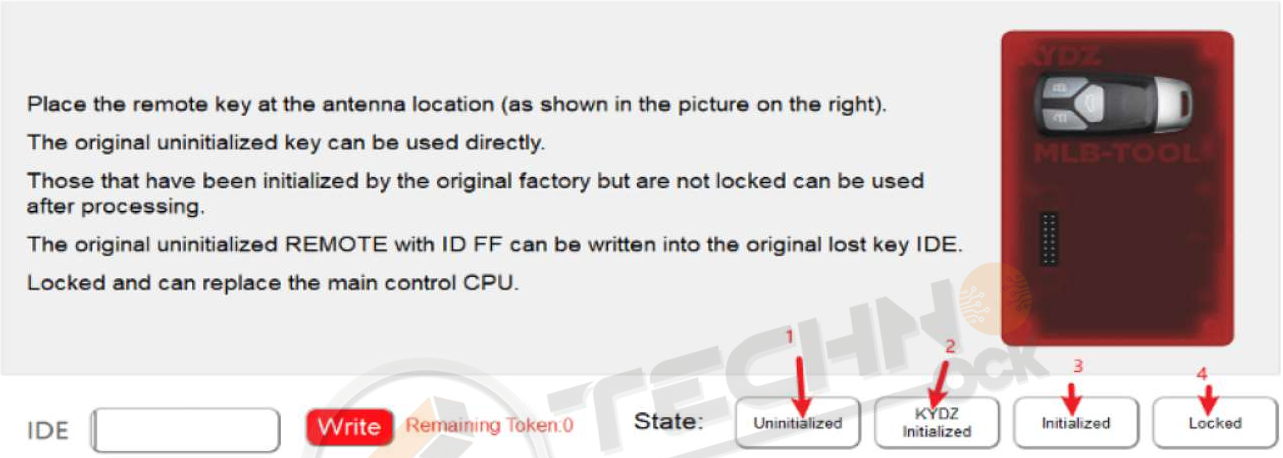

Place the remote key at the antenna location (as shown in the picture on the right).

The original uninitialized key can be used directly.

Those that have been initialized by the original factory but are not locked can be used after processing.

The original uninitialized REMOTE with ID FF can be written into the original lost key IDE.

Locked and can replace the main control CPU.

IDE:

KYDZ
MLB-TOOL
Write
Remaining Token:0
State:
1
2
3
4
Uninitialized
KYDZ Initialized
Initialized
Locked

Here you also need to confirm whether the service number is consistent with the service number on the previous interface. If the service number is incorrect the key will be damaged

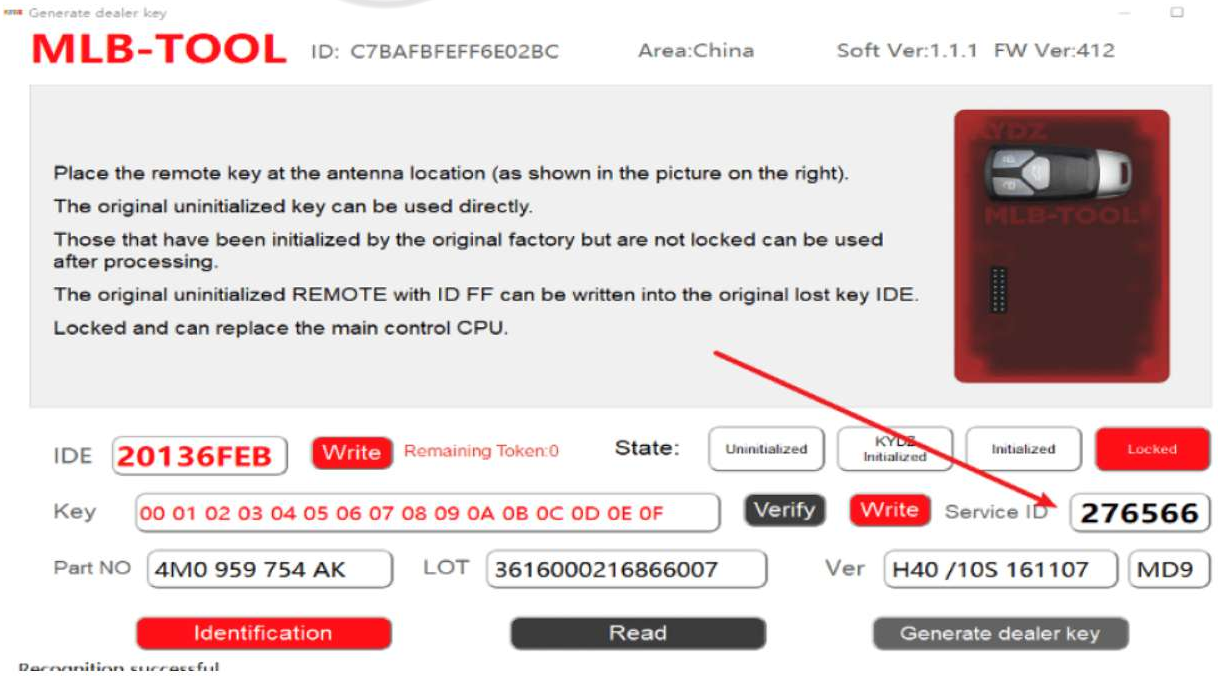
Generate dealer key
MLB-TOOL
Identification
Read
Generate dealer key
Uninitialized
KYDZ Initialized
Initialized
Locked
Verify
Write
Write

ID: C7BAFBFEFF6E02BC Area:China Soft Ver:1.1.1 FW Ver:412

Place the remote key at the antenna location (as shown in the picture on the right).

The original uninitialized key can be used directly.

Those that have been initialized by the original factory but are not locked can be used after processing.

The original uninitialized REMOTE with ID FF can be written into the original lost key IDE.

Locked and can replace the main control CPU.

IDE 20136FEB Remaining Token:0 State:

Key 00 01 02 03 04 05 06 07 08 09 0A 0B 0C 0D 0E 0F Service ID 276566

Part NO 4M0 959 754 AK LOT 3616000216866007 Ver H40 /10S 161107 MD9

Recognition successful

After recognizing that the key status is not locked, click to generate a dealer key

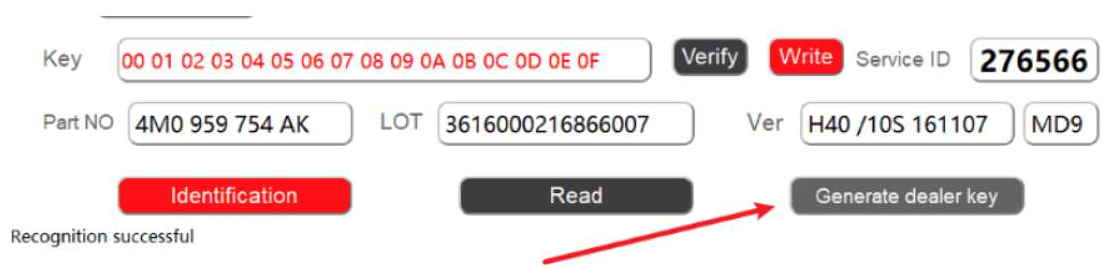
Verify
Write
Identification
Read
Generate dealer key

Key 00 01 02 03 04 05 06 07 08 09 0A 0B 0C 0D 0E 0F Service ID 276566

Part NO 4M0 959 754 AK LOT 3616000216866007 Ver H40 /10S 161107 MD9

Recognition successful

Then there will be a prompt box, click OK

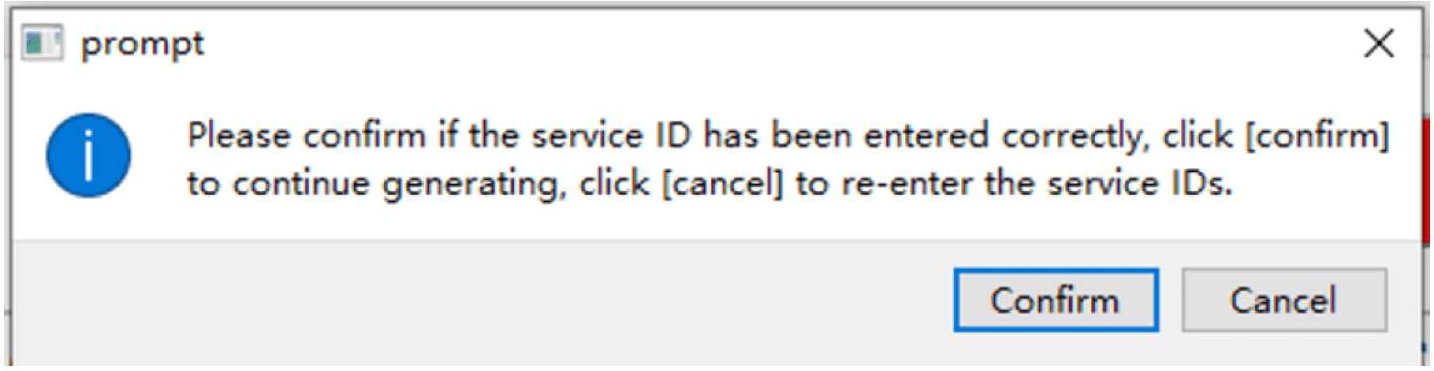
prompt
Confirm
Cancel

Please confirm if the service ID has been entered correctly, click [confirm] to continue generating, click [cancel] to re-enter the service IDs.

After generating the dealer key, close the current interface.

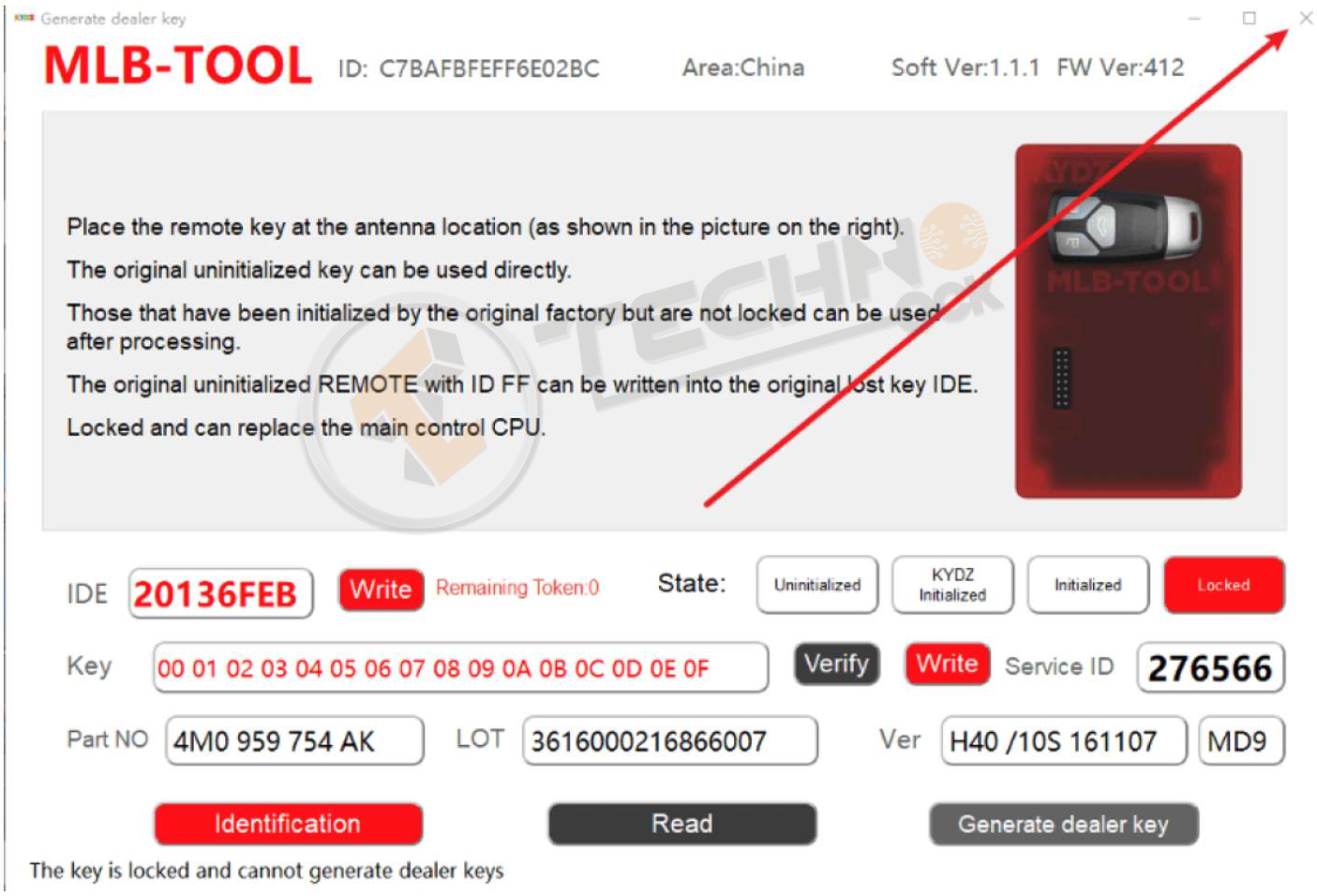
Generate dealer key
MLB-TOOL
Identification
Read
Generate dealer key
Uninitialized
KYDZ Initialized
Initialized
Locked
Verify
Write
Write

ID: C7BAFBFEFF6E02BC Area:China Soft Ver:1.1.1 FW Ver:412

Place the remote key at the antenna location (as shown in the picture on the right).

The original uninitialized key can be used directly.

Those that have been initialized by the original factory but are not locked can be used after processing.

The original uninitialized REMOTE with ID FF can be written into the original lost key IDE.

Locked and can replace the main control CPU.

IDE 20136FEB Remaining Token:0 State:

Key 00 01 02 03 04 05 06 07 08 09 0A 0B 0C 0D 0E 0F Service ID 276566

Part NO 4M0 959 754 AK LOT 3616000216866007 Ver H40 /10S 161107 MD9

The key is locked and cannot generate dealer keys

Click OBD to learn

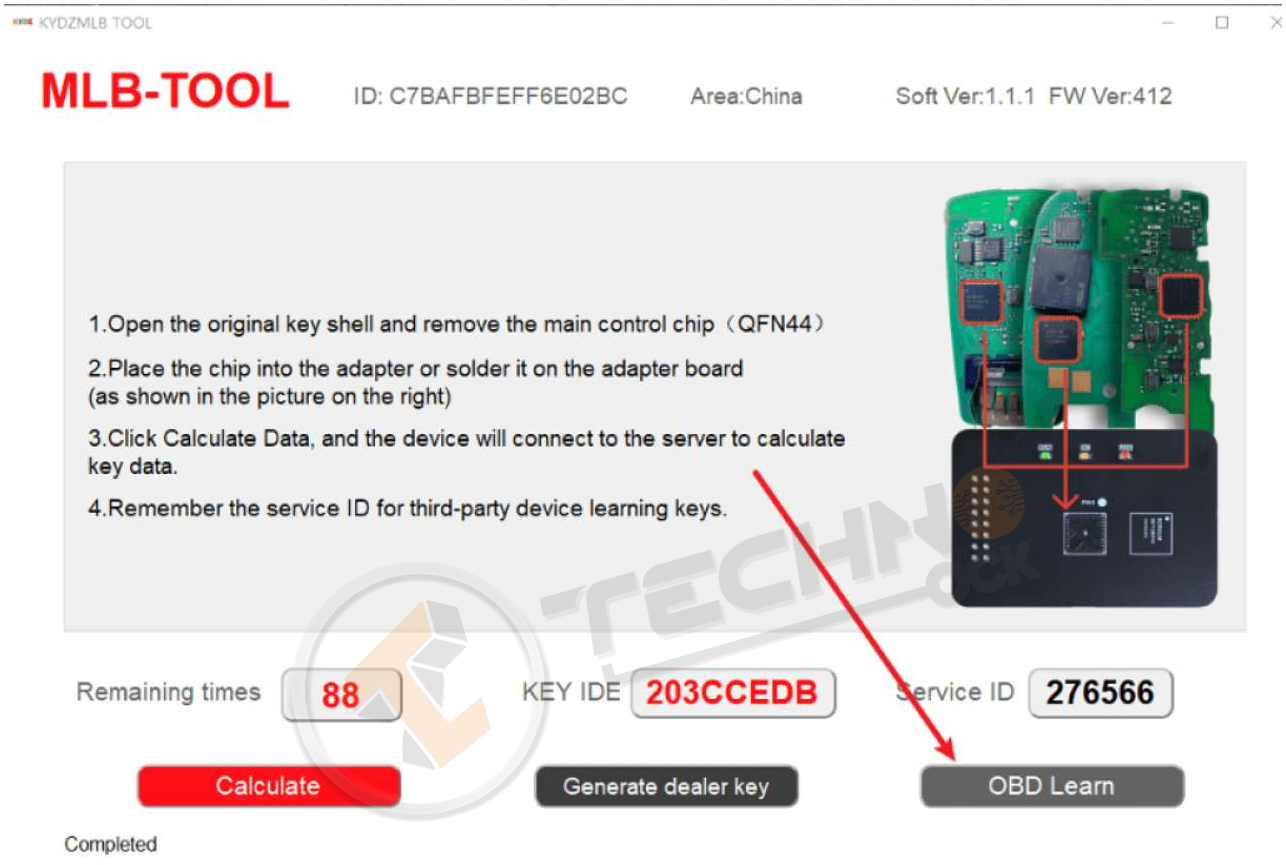
KYDZMLB TOOL
MLB-TOOL
Calculate
Generate dealer key
OBD Learn

ID: C7BAFBFEFF6E02BC

Area:China

Soft Ver:1.1.1 FW Ver:412

1.Open the original key shell and remove the main control chip（QFN44）

2.Place the chip into the adapter or solder it on the adapter board (as shown in the picture on the right)

3.Click Calculate Data, and the device will connect to the server to calculate key data.

4.Remember the service ID for third-party device learning keys.

Remaining times: 88

KEY IDE: 203CCEDB

Service ID: 276566

Completed

A prompt box will appear, click OK

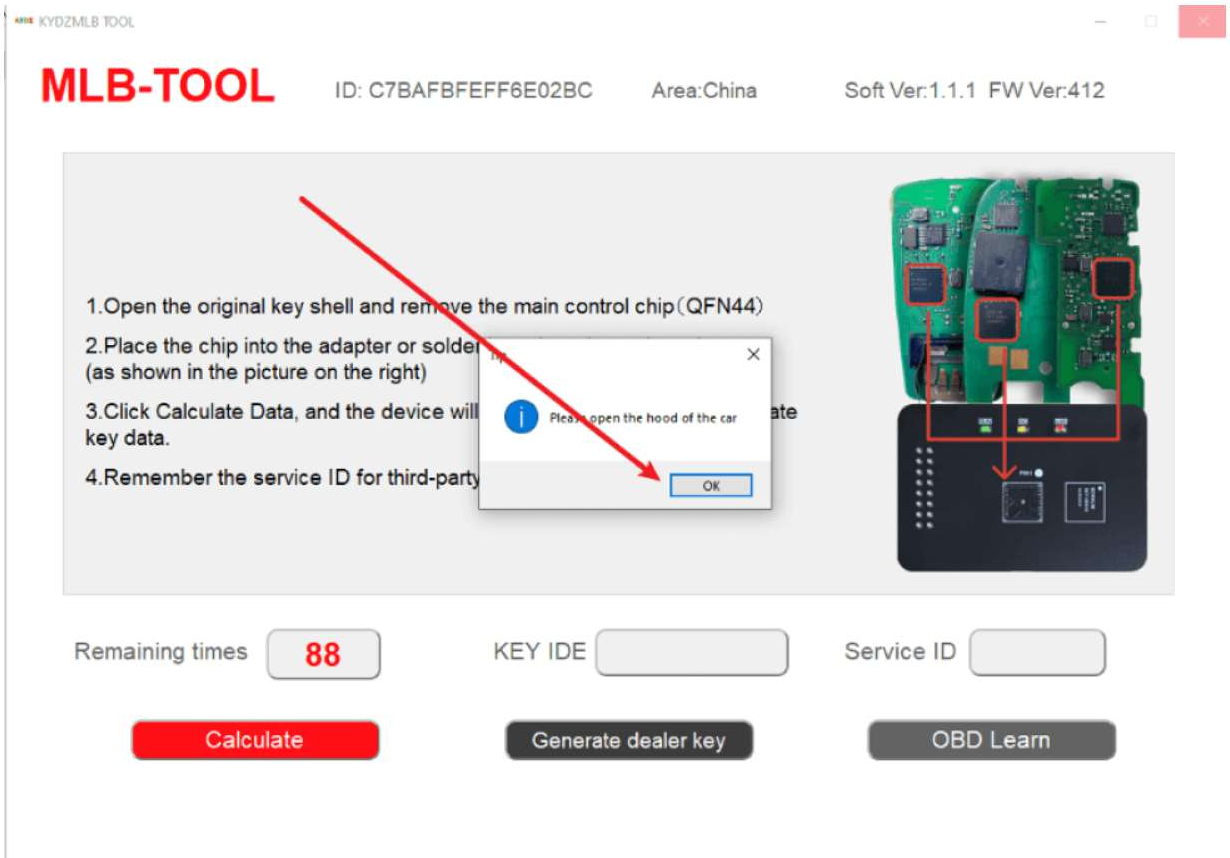
KYDZMLB TOOL
MLB-TOOL
OK
Calculate
Generate dealer key
OBD Learn

ID: C7BAFBFEFF6E02BC

Area:China

Soft Ver:1.1.1 FW Ver:412

1.Open the original key shell and remove the main control chip(QFN44)

2.Place the chip into the adapter or solde

(as shown in the picture on the right)

3.Click Calculate Data, and the device will

key data.

4.Remember the service ID for third-party

Please open the hood of the car

Remaining times: 88

KEY IDE:

Service ID:

Click here to switch between Chinese and English

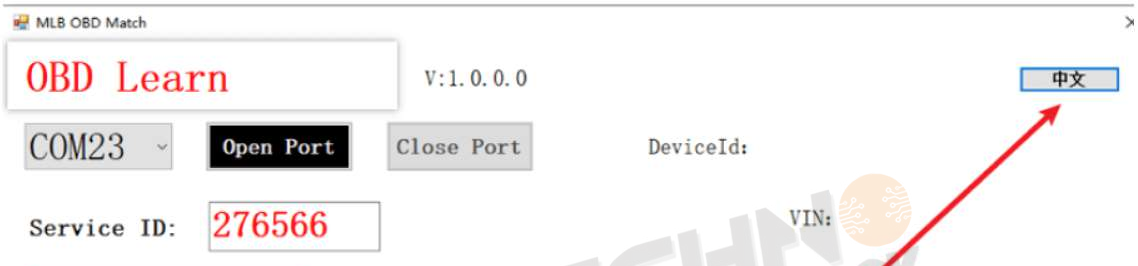
MLB OBD Match
OBD Learn
中文
Open Port
Close Port

V:1.0.0.0

COM23

DeviceId:

Service ID: 276566

VIN:

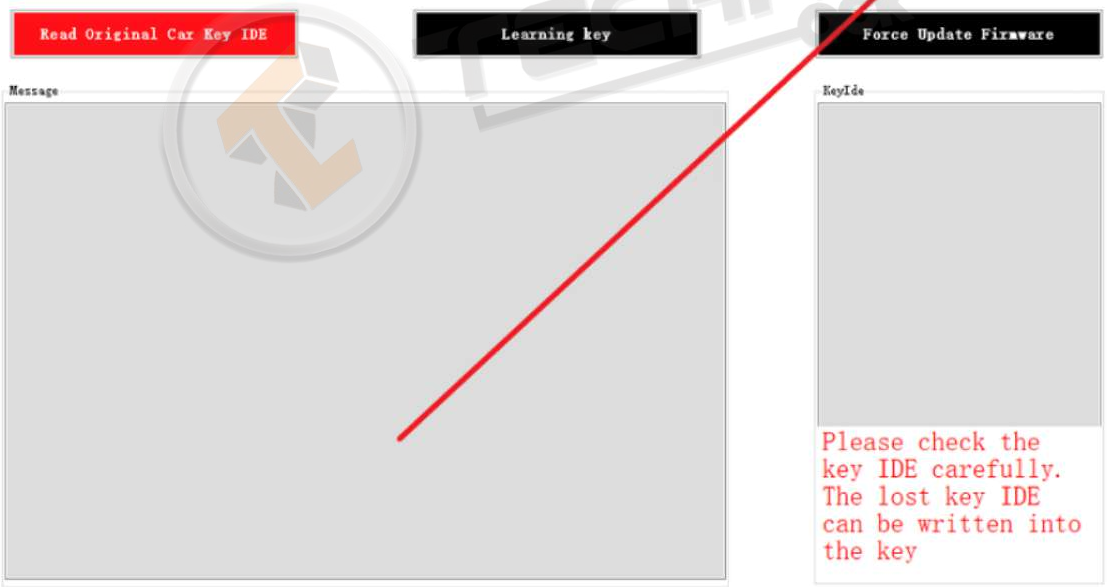
Read Original Car Key IDE
Learning key
Force Update Firmware
Message
KeyIde

Please check the key IDE carefully. The lost key IDE can be written into the key

Here we select the corresponding serial port and click to open the serial port

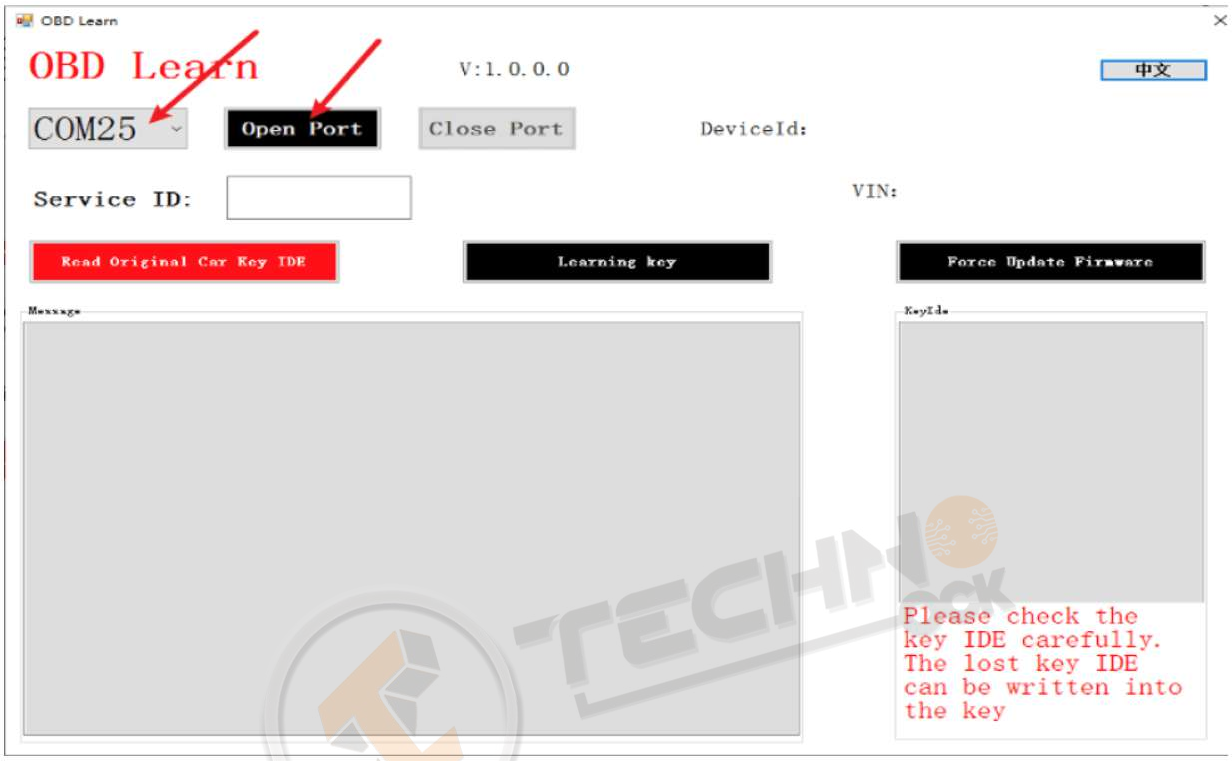
OBD Learn
OBD Learn
V:1.0.0.0
中文
COM25
Open Port
Close Port
DeviceId:
Service ID:
VIN:
Read Original Car Key IDE
Learning key
Force Update Firmware
Message
KeyIde

Please check the key IDE carefully. The lost key IDE can be written into the key

Click Read Original Car Key ID to read the original car key ID, and write the lost key ID of the original car into the key to be matched. Only the key with the key ID of FF or kydz can change the IDE.

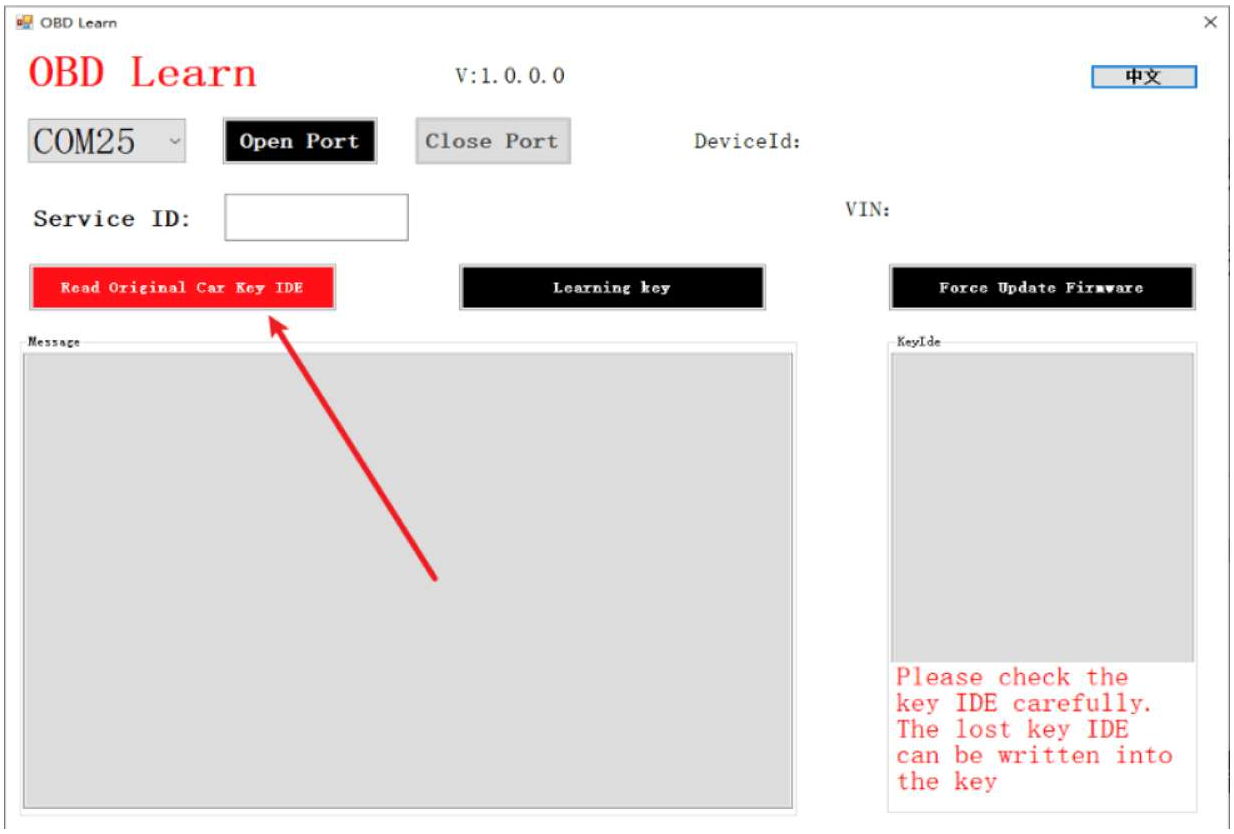
OBD Learn
OBD Learn
V:1.0.0.0
中文
COM25
Open Port
Close Port
DeviceId:
Service ID:
VIN:
Read Original Car Key IDE
Learning key
Force Update Firmware
Message
KeyIde

Please check the key IDE carefully. The lost key IDE can be written into the key

Click Upgrade Firmware to upgrade the OBD tool firmware

OBD Learn
OBD Learn
V:1.0.0.0
中文

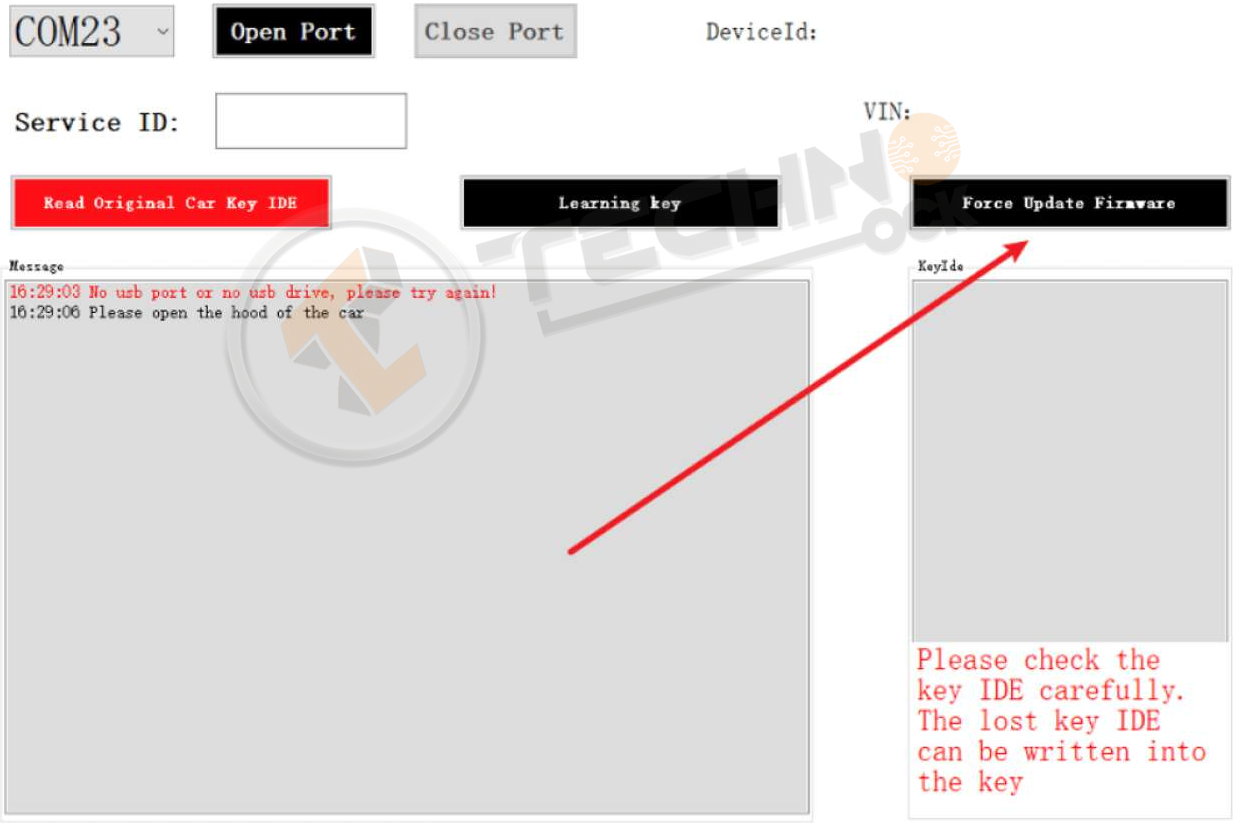
COM23
Open Port
Close Port
DeviceId:
Service ID:
VIN:
Read Original Car Key IDE
Learning key
Force Update Firmware
Message
KeyIde

```
16:29:03 No usb port or no usb drive, please try again!
16:29:06 Please open the hood of the car
```

Please check the key IDE carefully. The lost key IDE can be written into the key

Click to start learning keys and follow the prompts

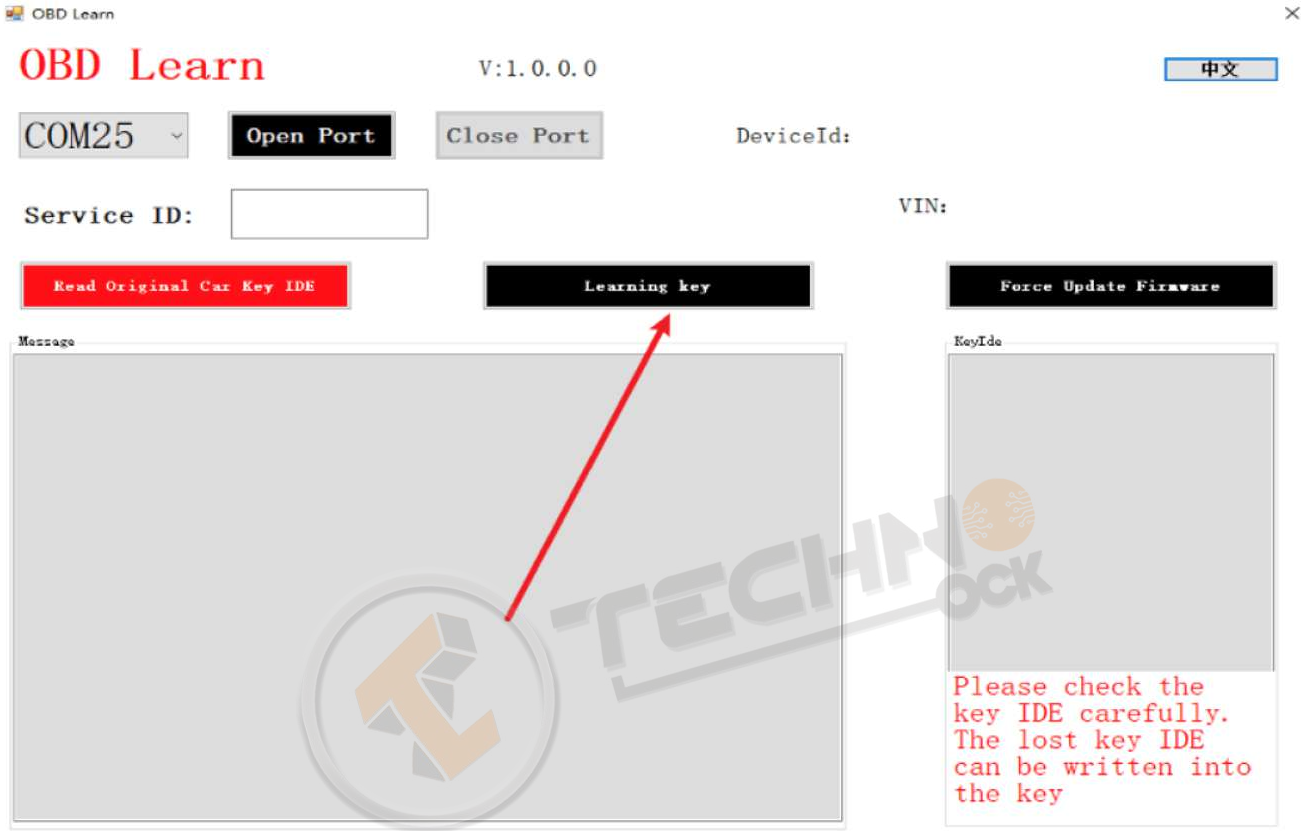
OBD Learn
OBD Learn
V:1.0.0.0
中文
COM25
Open Port
Close Port
DeviceId:
Service ID:
VIN:
Read Original Car Key IDE
Learning key
Force Update Firmware
Message
KeyIde

Please check the key IDE carefully. The lost key IDE can be written into the key